




Series 4000BLT

Portable Hydrant Backflow



4000BLT

Features

- Built-In support leg is adjustable in the field, no matter the installation. Eliminates assembly from sitting directly in field or from being stacked on wood
- Dual thread connections, inside 2½" FNPT and outside 3" MNPT threaded on each inlet and outlet, allows the user a variety of connection alternatives
- Large flow capacity-rated at over 500 gpm with less than 14psi loss per ASSE, USC and AWWA standards for Reduced Pressure Zone Assemblies
- No field assembly required, eliminates leaks, fouls, and improper assembly
- Factory assembled and tested.
- Varieties of end connection accessories are available to fit on-site requirements
- Corrosion resistant 304 stainless steel body for long life field dependability.
- Portable-lightweight design makes device easily transportable between job sites

Materials

Body & cover: SST

Check assemblies: Eng. Plastic & SST

RV assembly: Eng. Plastic & SST

Lid coupler: DI/CI

Series 4000BLT Portable Hydrant Backflow Preventers are designed to protect drinking water supplies from dangerous cross-connections in accordance with national plumbing codes and water authority requirements for non-potable service applications such as irrigation, fireline, or industrial processing.

For use in protection of water from a fire hydrant or other nonpermanent installation where flow is in one direction only and the possibility of a cross-connection exists. This model can be used where approved by the local authority having jurisdiction on health hazard cross-connections.

Ideal for use with client's existing hydrant meter hookup.

Specifications

Series 4000BLT Portable Hydrant Backflow is designed to protect drinking water system in accordance with national plumbing codes and water authority requirements for non-potable applications, by preventing backflow through the fire hydrant during site construction phase. Water flows through the pre-tested Reduced Pressure Zone Assembly. The Series 4000BLT consists of two independently operating, spring loaded cam-check valves with a hydraulically operated differential pressure relief valve located between and below the cam-checks. When normal flow exists, both checks are open and the pressure in the area between the checks called the zone, is at least 2psi lower than the inlet pressure. If cessation of normal flow occurs, the differential pressure relief valve will automatically open and discharge to maintain the zone at least 2psi lower than the inlet pressure. Series 4000BLT comes standard with an adjustable mounting bracket, sturdy relief valve shield, dual thread connections and other options. Standard valve shown with 3" MNPT and 2½" FNPT each end.

| | |
|--------------------|-----------------------------|
| Job Name _____ | Contractor _____ |
| Job Location _____ | Approval _____ |
| Engineer _____ | Contractor's P.O. No. _____ |
| Approval _____ | Representative _____ |

Approvals

Series 4000BLT Portable Hydrant Backflow meets the design requirements of most national standards. Due to the portability of the unit, there are no national approvals available.

Options

Inlet modules

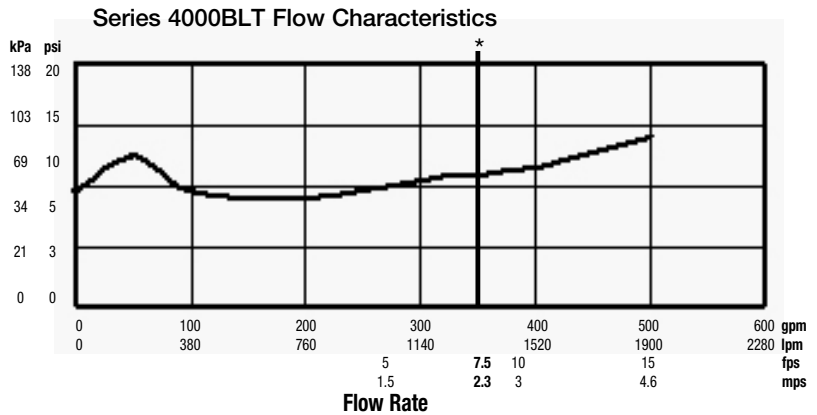
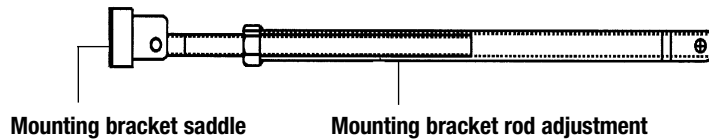
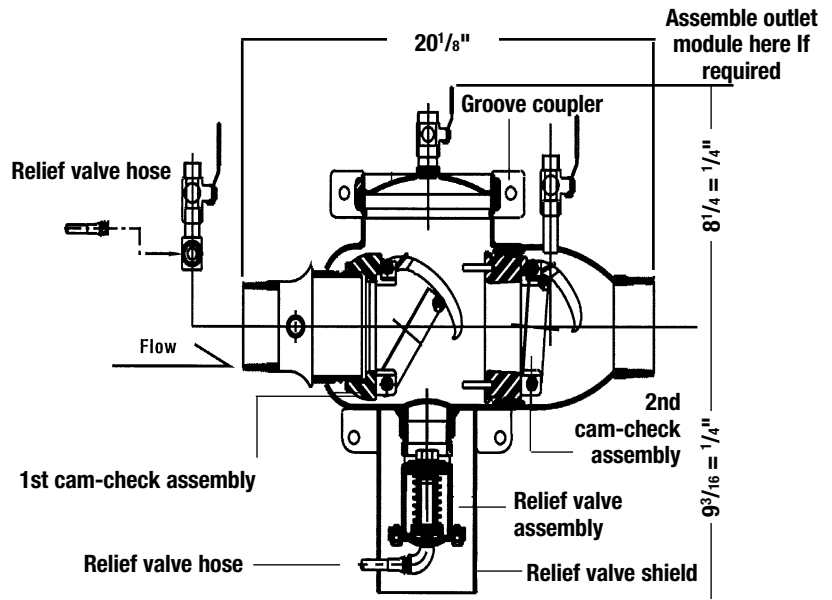
- 3" female hydrant thread
- 3" male hydrant thread
- 2½" female hydrant thread
- 2½" male hydrant thread
- 2½" male NPT thread
- Customer specified

Outlet modules

- 3" gate w/female hose thread
- 3" gate w/male hose thread
- 2½" gate w/female hose thread
- 2½" gate w/male hose thread
- 3" gate valve only, 3" MNPT thread
- 2½" gate valve only, 2½" FNPT thread
- Customer specified

Foot modules

- Uneven surface saddle (supplied standard with unit)
- Flat surface adapter
- Customer Specified



*Approximate headloss at the UL rated flow.

| MODEL | SIZE / INLET | SIZE / OUTLET |
|---------|--------------------|--------------------|
| 4000BLT | 2½" FNPT / 3" MNPT | 2½" FNPT / 3" MNPT |

WARNING

It is illegal to use this product in any plumbing system providing water for human consumption, such as drinking or dishwashing, in the United States. Before installing standard material product, consult your local water authority, building and plumbing codes.

NOTICE

Inquire with governing authorities for local installation requirements



A Watts Water Technologies Company

USA: Backflow Tel: (978) 689-6066 • Fax: (978) 975-8350 • AmesFireWater.com
 USA: Control Valves Tel: (713) 943-0688 • Fax: (713) 944-9445 • AmesFireWater.com
 Canada: Tel: (905) 332-4090 • Fax: (905) 332-7068 • AmesFireWater.ca
 Latin America: Tel: (52) 81-1001-8600 • Fax: (52) 81-8000-7091 • AmesFireWater.com