




Model 975XLTCU

Reduced Pressure Principle Assembly with Test Cocks Up

Application

Designed for installation on water lines to protect against both backsiphonage and backpressure of contaminated water into the potable water supply. Assembly shall provide protection where a potential health hazard exists.

Test cocks facing upward allows installation close to wall.



Standards Compliance

(Unless otherwise noted, applies to model 975XL)

- ASSE® Listed 1013
- IAPMO® Listed
- UL® Classified (less shut-off valves or with OS&Y valves)
- C-UL® Classified (less shut-off valves or with OS&Y valves)
- CSA® Certified
- AWWA compliant C511
- Approved by the Foundation for Cross Connection Control and Hydraulic Research at the University of Southern California

Options

(Suffixes can be combined)

- with full port QT ball valves (standard)
- L - less ball valves
- U - with union ball valves
- MS - with integral relief valve monitor switch
- S - with bronze "Y" type strainer
- BMS - with battery operated monitor switch
- FT - with integral male 45° flare SAE test fitting

Materials

Main valve body	Cast Bronze ASTM B 584
Access covers	Cast Bronze ASTM B 584
Fasteners	Stainless Steel, 300 Series
Elastomers	Silicone (FDA approved) Buna Nitrile (FDA approved)
Polymers	Noryl™, NSF Listed
Springs	Stainless Steel, 300 series

Accessories

- Air gap (Model AG)
- Repair kits (rubber only)
- Thermal expansion tank (Mdl. XT)
- Soft seated check valve (Model 40XL2)
- Shock arrester (Model 1250XL)
- QT-SET Quick Test Fitting Set

Features

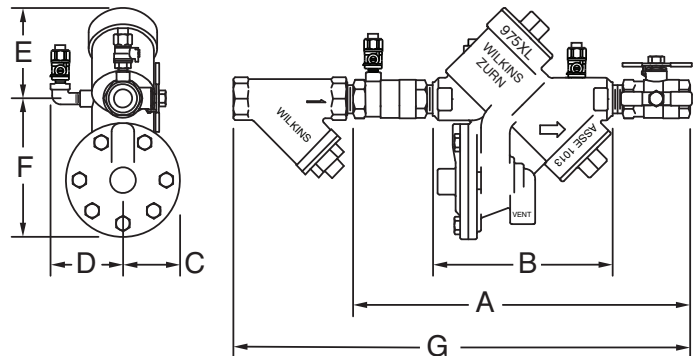
Sizes: 3/4", 1", 1-1/4", 1-1/2", 2"

Maximum working water pressure
Maximum working water temperature
Hydrostatic test pressure
End connections Threaded

175 PSI
180°F
350 PSI
ANSI B1.20.1

Relief Valve discharge port:

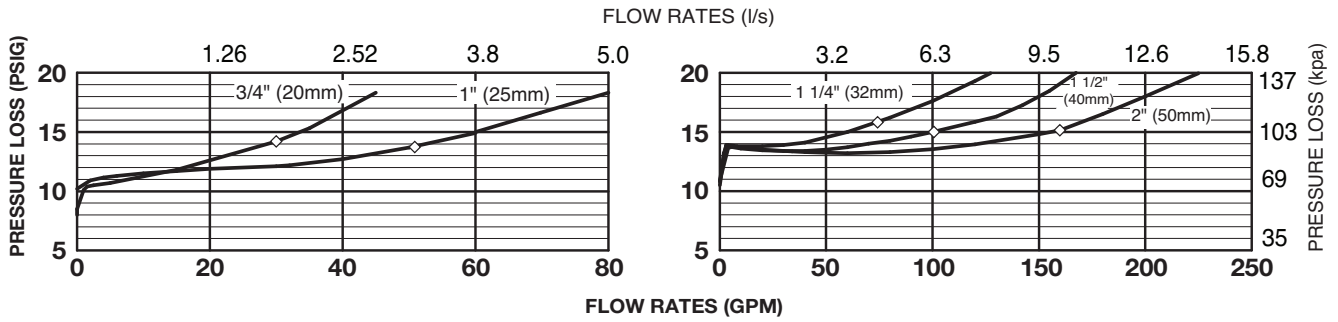
3/4" - 1" - 0.63 sq. in.
1 1/4" - 2" - 1.19 sq. in.



Dimensions & Weights (do not include pkg.)

MODEL SIZE	DIMENSIONS (approximate)																WEIGHT				
	A		A UNION BALL VALVES		B LESS BALL VALVES		C		D		E		F		G		LESS BALL VALVES		WITH BALL VALVES		
	in.	mm	in.	mm	in.	mm	in.	mm	in.	mm	in.	mm	in.	mm	in.	mm	lbs	kg	lbs.	kg	
3/4	20	12	305	14	356	7 3/4	197	2 1/8	54	3	76	3 1/2	89	5	127	15 3/4	400	10	4.5	12	5.5
1	25	13	330	14 1/4	362	7 3/4	197	2 1/8	54	3	76	3 1/2	89	5	127	17 3/4	451	10	4.5	14	6.4
1 1/4	32	17	432	19	483	10 15/16	278	2 3/4	70	3 1/2	89	5	127	6 3/4	171	22	559	22	10	28	12.7
1 1/2	40	17 3/8	441	20	508	10 15/16	278	2 3/4	70	3 1/2	89	5	127	6 3/4	171	23 1/8	587	22	10	28	12.7
2	50	18 1/2	470	21 1/4	540	10 15/16	278	2 3/4	70	3 1/2	89	5	127	6 3/4	171	25 1/2	648	22	10	34	15.4

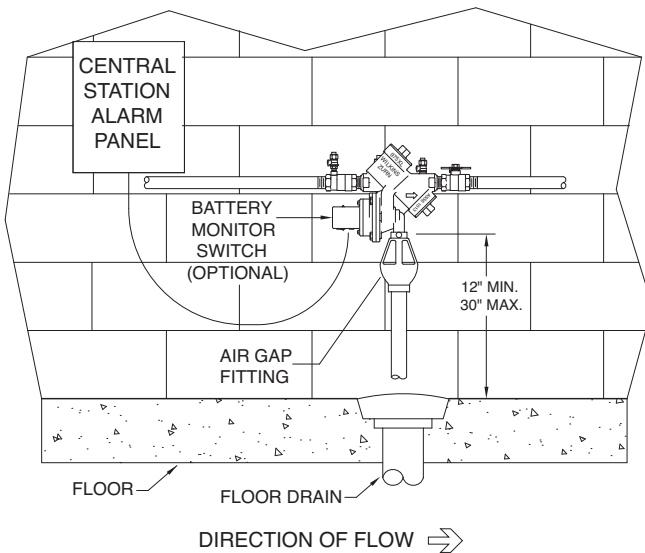
MODEL 975XLTCU 3/4", 1", 1 1/4", 1 1/2" & 2" (STANDARD & METRIC)



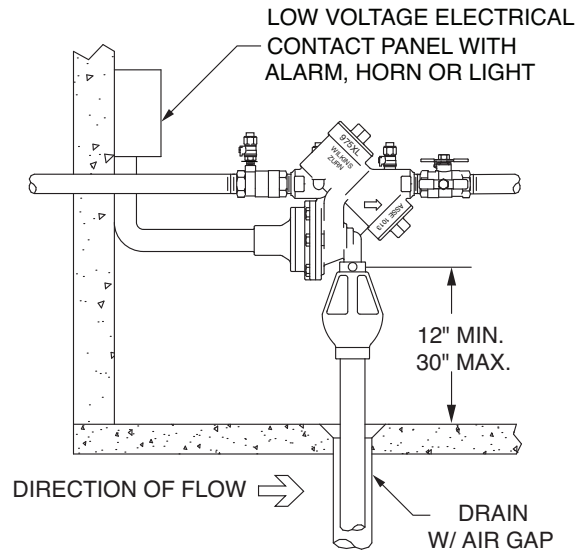
Typical Installation

Local codes shall govern installation requirements. To be installed in accordance with the manufacturer's instructions and the latest edition of the Uniform Plumbing Code. Unless otherwise specified, the assembly shall be mounted at a minimum of 12" (305mm) and a maximum of 30" (762mm) above adequate drains with sufficient side clearance for testing and maintenance. The installation shall be made so that no part of the unit can be submerged.

Capacity thru Schedule 40 Pipe				
Pipe size	5 ft/sec	7.5 ft/sec	10 ft/sec	15 ft/sec
1/8"	1	1	2	3
1/4"	2	2	3	5
3/8"	3	4	6	9
1/2"	5	7	9	14
3/4"	8	12	17	25
1"	13	20	27	40
1 1/4"	23	35	47	70
1 1/2"	32	48	63	95
2"	52	78	105	167



INDOOR INSTALLATION
(Shown with optional BMS)



INDOOR INSTALLATION
(Shown with optional MS)

Specifications

The Reduced Pressure Principle Backflow Preventer shall be ASSE® Listed 1013, rated to 180°F and supplied with full port ball valves. The main body and access covers shall be bronze (ASTM B 584), the seat ring and all internal polymers shall be NSF® Listed Noryl™ and the seat disc elastomers shall be silicone. The first and second checks shall be accessible for maintenance without disassembling the relief valve or the entire device from the line. If installed indoors, the installation shall be supplied with an air gap adapter, integral monitor switch and appropriate drain. The Reduced Pressure Principle Backflow Preventer shall be a ZURN WILKINS Model 975XLTCU.