

### Application

Ideal for use where Lead-Free\* valves are required. Designed for installation on potable water lines to protect against both backsiphonage and backpressure of contaminated water into the potable water supply. Assembly shall provide protection where a potential health hazard exists.

### Standards Compliance

- ASSE® Listed 1013
- IAPMO® Listed
- CSA® Certified
- AWWA compliant C511
- Approved by the Foundation for Cross Connection Control and Hydraulic Research at the University of Southern California
- Certified to NSF/ANSI 372\* by IAPMO R&T
- NSF® Listed-Standard 61, Annex G\*

\*(0.25% MAX. WEIGHTED AVERAGE LEAD CONTENT)

### Materials

Main valve body	Cast Bronze ASTM B 584
Access covers	Cast Bronze ASTM B 584
Fasteners	Stainless Steel, 300 Series
Elastomers	Silicone (FDA approved)
	Buna Nitrile (FDA approved)
Polymers	Noryl™, NSF Listed
Springs	Stainless Steel, 300 series

### Features

Sizes:	3/4", 1"
Maximum working water pressure	175 PSI
Maximum working water temperature	180°F
Hydrostatic test pressure	350 PSI
End connections Threaded	ANSI B1.20.1

Relief Valve discharge port:	
3/4" - 1"	- 0.63 sq. in.
1 1/4" - 2"	- 1.19 sq. in.



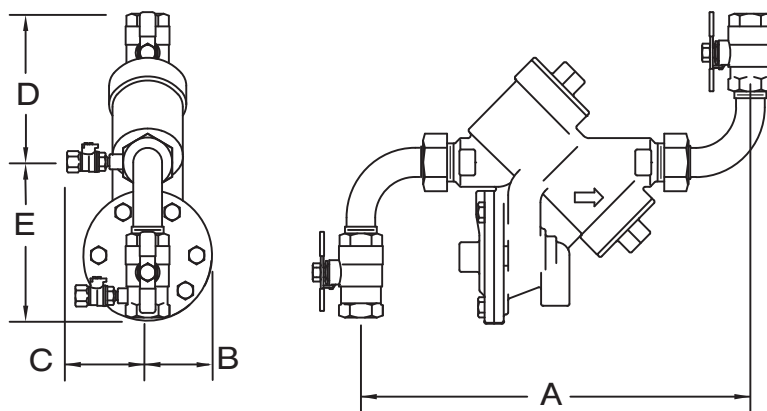
### Options

(Suffixes can be combined)

- ☐ - with full port QT ball valves (standard)
- ☐ S - with lead free bronze "Y" type strainer
- ☐ PRE-SET - with strainer, regulator or check valve

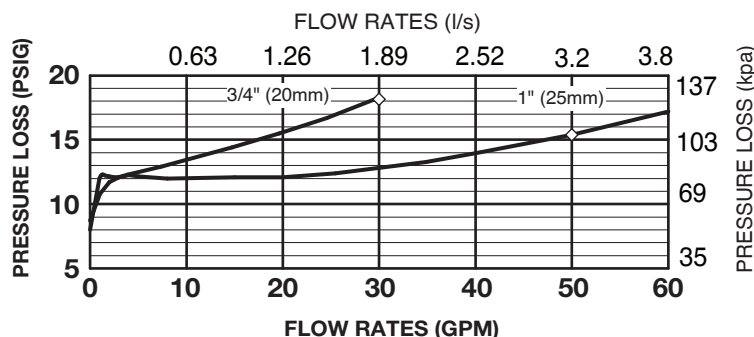
### Accessories

- ☐ Air gap (Model AG)
- ☐ Repair kits (rubber only)
- ☐ Thermal expansion tank (Mdl. XT)
- ☐ Soft seated check valve (Model 40XL2)
- ☐ Shock arrester (Model 1250XL)
- ☐ QT-SET Quick Test Fitting Set



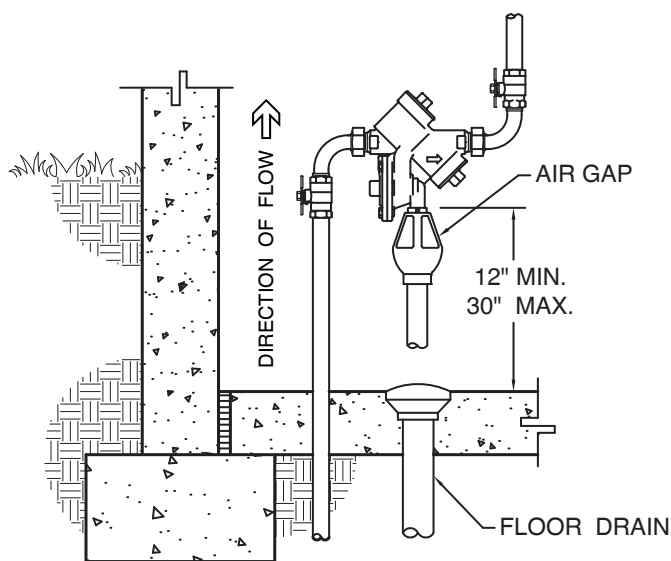
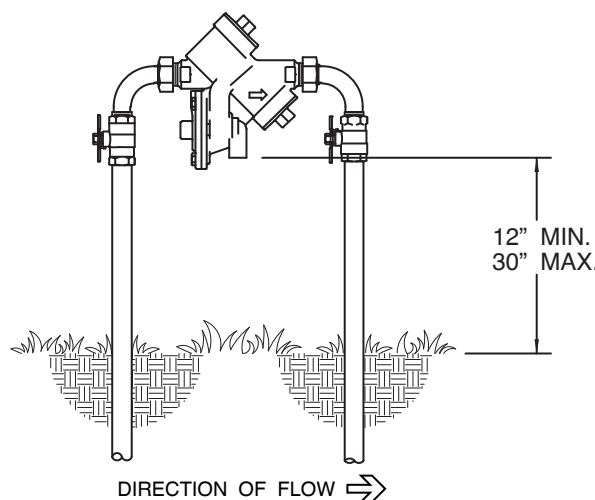
### Dimensions & Weights (do not include pkg.)

MODEL SIZE		DIMENSIONS (approximate)										WEIGHT	
		A		B		C		D		E			
in.	mm	in.	mm	in.	mm	in.	mm	in.	mm	in.	mm	lbs.	kg
3/4	20	12 1/4	311	2 1/8	54	3	76	4 3/4	121	5	127	14	6.4
1	25	12 1/4	311	2 1/8	54	3	76	5	127	5 1/4	133	16	7.3

**MODEL 975XL2V 3/4" & 1" (STANDARD & METRIC)****Typical Installation**

Local codes shall govern installation requirements. To be installed in accordance with the manufacturers' instructions and the latest edition of the Uniform Plumbing Code. Unless otherwise specified, the assembly shall be mounted at a minimum of 12" (305mm) and a maximum of 30" (762mm) above adequate drains with sufficient side clearance for testing and maintenance. The installation shall be made so that no part of the unit can be submerged.

Pipe size	5 ft/sec	7.5 ft/sec	10 ft/sec	15 ft/sec
1/8"	1	1	2	3
1/4"	2	2	3	5
3/8"	3	4	6	9
1/2"	5	7	9	14
3/4"	8	12	17	25
1"	13	20	27	40
1 1/4"	23	35	47	70
1 1/2"	32	48	63	95
2"	52	78	105	167

**INDOOR VERTICAL INSTALLATION****OUTDOOR HORIZONTAL INSTALLATION****Specifications**

The Reduced Pressure Principle Backflow Preventer shall be certified to NSF/ANSI 372, shall be ASSE® Listed 1013, approved, rated to 180°F and supplied with 90° union elbows and full port ball valves. The main body, access covers and elbows shall be low lead bronze (ASTM B 584), the seat ring and all internal polymers shall be NSF® Listed Noryl™ and the seat disc elastomers shall be silicone. The first and second check valves shall be accessible for maintenance without removing the relief valve or the entire device from the line. If installed indoors, the installation shall be supplied with an air gap adapter, and piped to a properly sized drain. The Reduced Pressure Principle Backflow Preventer shall be a ZURN WILKINS Model 975XL2V.