

### Application

Designed for installation on water lines to protect against both backsiphonage and backpressure of polluted water into the potable water supply. Assembly shall provide protection where a potential non-health hazard exists.

### Standards Compliance

- UL® Classified
- C-UL® Classified

### Materials

Main valve body	Cast Bronze ASTM B 584
Access covers	Cast Bronze ASTM B 584
Fasteners	Stainless Steel, 300 Series
Elastomers	Silicone (FDA approved)
	Buna Nitrile (FDA approved)
Polymers	Noryl™, NSF Listed
Springs	Stainless steel, 300 series
Test cock cover	Plastic

### Features

Sizes: 1 1/4", 1 1/2", 2"

Maximum working water pressure	175 PSI
Maximum working water temperature	180°F
Hydrostatic test pressure	350 PSI
End connections Threaded	ANSI B1.20.1



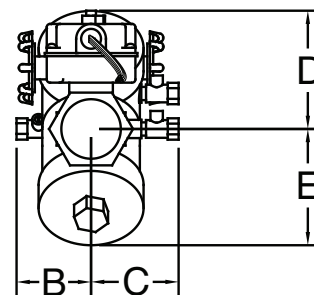
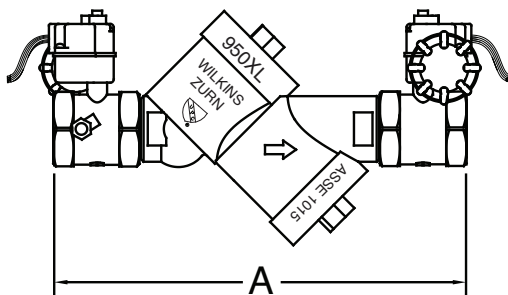
### Options

(Suffixes can be combined)

- ☐ SS- with butterfly valve supervisory switches
- ☐ (UL and FM Approved for indoor and outdoor use)
- ☐ FT - with "Fast Test" test cocks

### Accessories

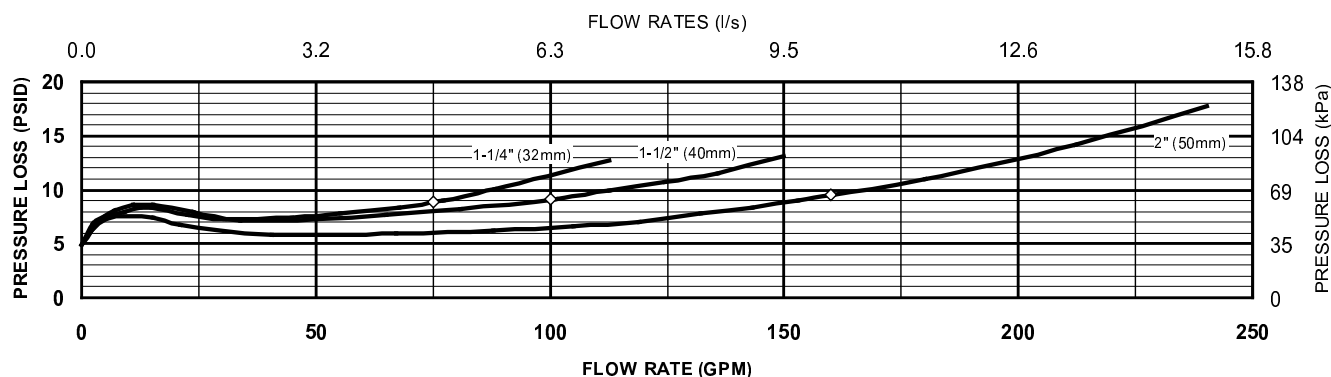
- ☐ Repair kit (rubber only)
- ☐ Thermal expansion tank (Model XT)
- ☐ Bronze wye strainer
- ☐ QT-SET Quick Test Fitting Set



950XLBFSS SHOWN

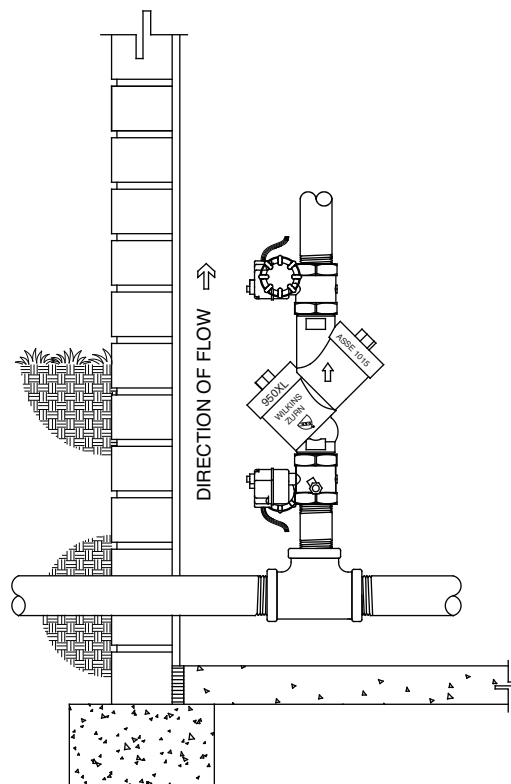
### Dimensions & Weights (do not include pkg.)

MODEL SIZE		DIMENSIONS (approximate)										WEIGHT	
		A		B		C		D		E			
in.	mm	in.	mm	in.	mm	in.	mm	in.	mm	in.	mm	lbs.	kg
1 1/4	30	14 1/2	368	2 1/2	64	3 1/2	89	4 3/8	111	4 1/2	114	18	8.2
1 1/2	40	15 3/8	391	2 3/4	70	3 1/2	89	4 3/8	111	4 1/2	114	20	9.1
2	50	15 3/4	400	3	76	3 1/2	89	4 3/8	111	4 1/2	114	22	10.0

**MODEL 950XLBF 1 1/4", 1 1/2" & 2" (STANDARD & METRIC)****Typical Installation**

Local codes shall govern installation requirements. To be installed in accordance with the manufacturer's instructions and the latest edition of the Uniform Plumbing Code. Unless otherwise specified, the assembly shall be mounted at a minimum of 12" (305mm) and a maximum of 30" (762mm) above adequate drains with sufficient side clearance for testing and maintenance. The installation shall be made so that no part of the unit can be submerged.

Capacity thru Schedule 40 Pipe				
Pipe size	5 ft/sec	7.5 ft/sec	10 ft/sec	15 ft/sec
1/8"	1	1	2	3
1/4"	2	2	3	5
3/8"	3	4	6	9
1/2"	5	7	9	14
3/4"	8	12	17	25
1"	13	20	27	40
1 1/4"	23	35	47	70
1 1/2"	32	48	63	95
2"	52	78	105	167

**VERTICAL INSTALLATION****Specifications**

The Double Check Type Backflow Preventer shall be rated to 180°F and supplied with butterfly valves. The main body and access covers shall be bronze (ASTM B 584), the seat ring and all internal polymers shall be NSF® Listed Noryl™ and the seat disc elastomers shall be SILICONE. The first and second check shall be accessible for maintenance without removing the device from the line. The Double Check Type Backflow Preventer shall be a ZURN WILKINS Model 950XLBF.